

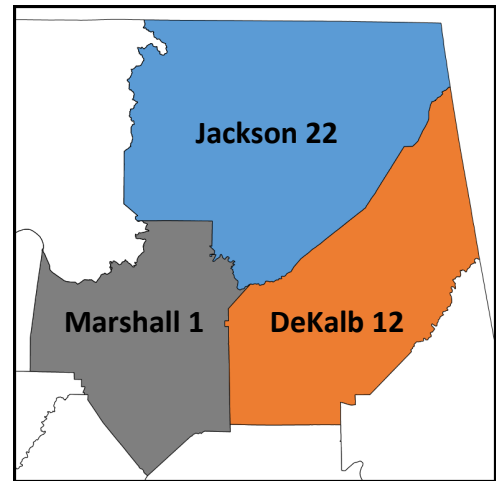
## Hepatitis A Outbreak in North Alabama

- Time frame: September 1, 2018 to present
- Outbreak-associated cases: 35
- Case contacts interviewed: 306
- Outbreak counties: Jackson and DeKalb
- Neighboring counties with cases: Marshall

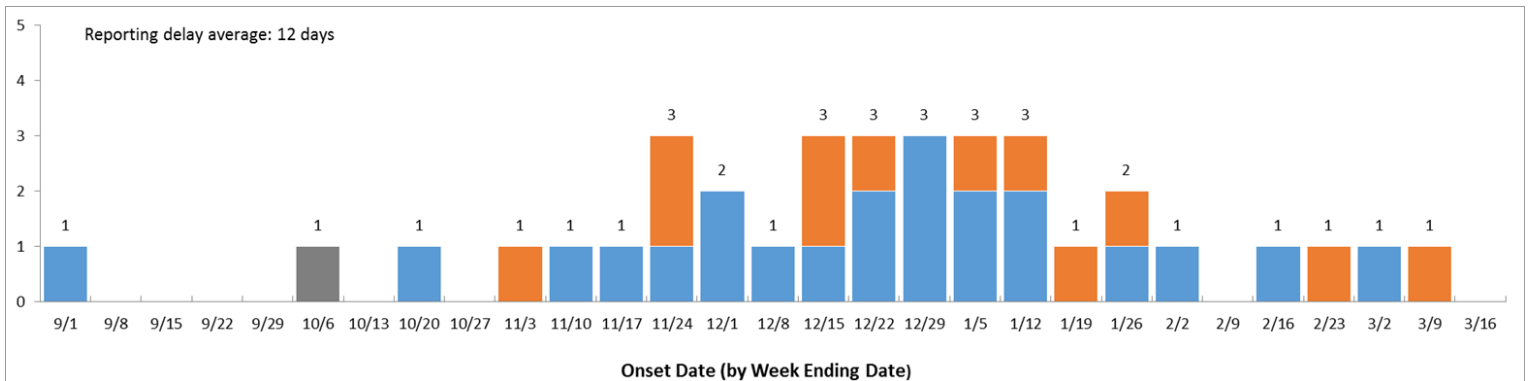
## Demographics of Cases

- Median age: 40 years old
- Sex: Male (65.7%)
- Race: White (94.3%)
- Ethnicity: Non-Hispanic (94.3%)
- *Cases are similar in each county*

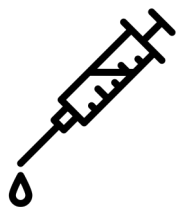
**Jackson has twice the number of cases compared to DeKalb and Marshall combined**



## Number of Cases, by Week — Jackson, DeKalb, and Marshall County



**Hepatitis A vaccine administration in adults has increased by over 12,500% in the two outbreak counties**



December 2017 – March 2018



Jackson



DeKalb

December 2018 – March 2019

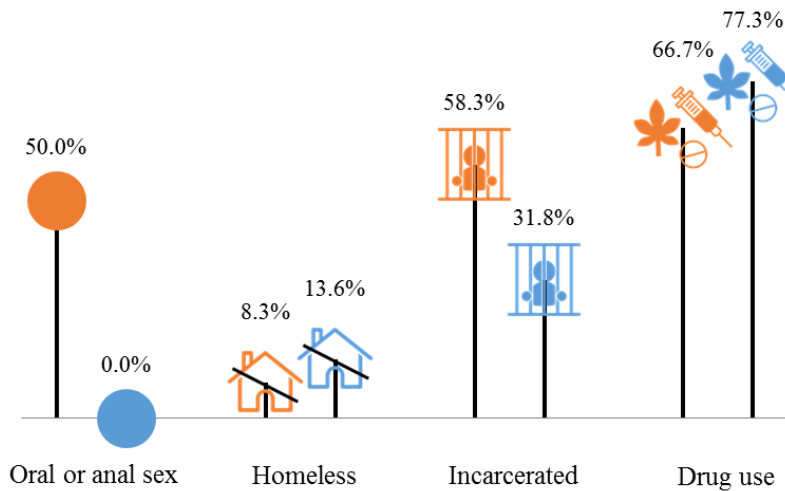


Jackson



DeKalb

### Risk group percentages in DeKalb and Jackson

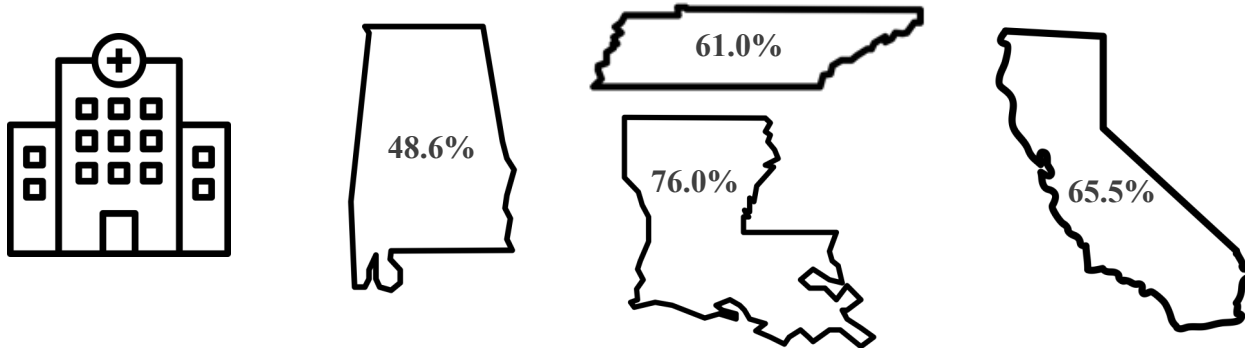


### Percent of risk groups per case



\*Risk factors outside the risk groups include household contact of known case

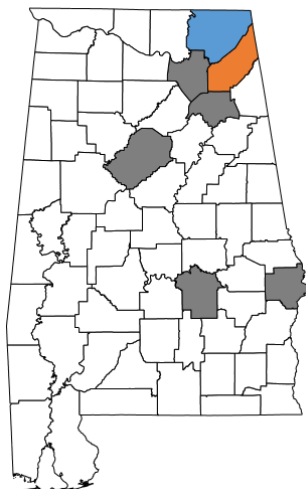
### Less than half of Alabama's cases are hospitalized, as compared to other states



### This time last year: 3 cases 2019 to date: 21 cases

1/1 – 3/18/2018: 3

1/1 – 3/18/2019: 21



### Resources

- **Hepatitis A Fact Sheet:** <https://www.alabamapublichealth.gov/immunization/assets/hepatitisaflyer.pdf>
- **Hepatitis A Flyer:** [https://www.alabamapublichealth.gov/immunization/assets/hepatitis\\_a\\_flyer.pdf](https://www.alabamapublichealth.gov/immunization/assets/hepatitis_a_flyer.pdf)
- **Hepatitis A Poster:** [https://www.alabamapublichealth.gov/immunization/assets/hepatitis\\_a\\_poster.pdf](https://www.alabamapublichealth.gov/immunization/assets/hepatitis_a_poster.pdf)